

The 9665 series is a 1.0mm-pitch SMT FPC/FFC connector (Vertical type, single contact).

Irigo original "I-Lock" design prevents FPC/FFC card dropout and makes good tactile while insertion to improve operation efficiency.

Also it has temporary FPC card holding mechanism to prevent miss-insertion of FPC.

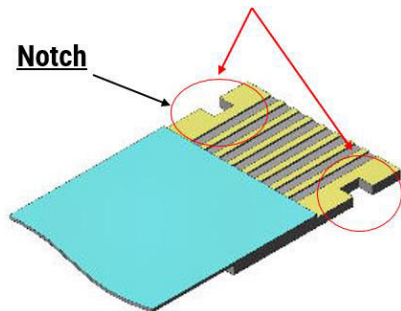
It has variety of Connection Type and Contact Structure to choose from.

【Target Application】

Infotainment (cockpits), Instrument clusters, cameras, car air conditioning, switches

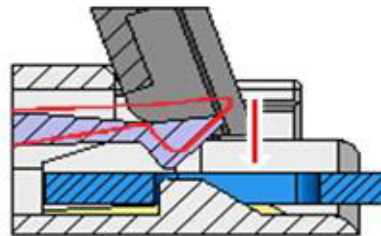
Large increase in Extraction Force

The two square cut outs at each side of the circuit are engaged by a plastic molded hook of the connector shell (called an I-Lock). This considerably raises the force needed for extraction.



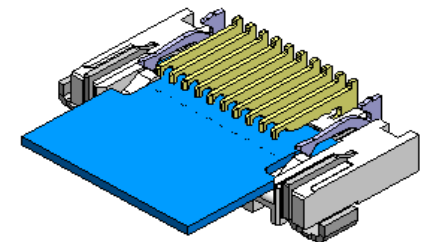
Audible and tactile click feedback

Wondering if the locking mechanism is engaged? IRISO has designed and engineered the connector's locking mechanism to make both an audible click and tactile "clicking" feel to confirm that insertion of the card is complete.



No Worry about Misalignment

Due to the engineered notches on both sides of the cable traveling over the hooks in the connector, the operator does not need to worry about misalignment. This leaves no more questions if the FFC/FPC is in position to be locked.



IMSA-9665S-~~XXY~~9~~XX~~

Product Spec

| Item | Unit | Specification |
|-----------------------------------|-------|---------------------|
| Pitch | mm | 1.0 |
| Lock | - | I-Lock, slider type |
| Mating height | mm | - |
| Pin Counts | ckt | 4~40 |
| Mount Type | - | Vertical |
| Operating Temperature Range | ℃ | -40~+105 |
| Rated Current | A | 1 |
| Rated Voltage | V | 125 |
| Contact Resistance | mΩ | 30 |
| Withstand Voltage | V | 250 |
| Durability (Insertion/Withdrawal) | times | 20 |

* For packaging info, please refer to our packaging drawing.
* Contents are subject to change without prior notice, due to our quest for improving product performance. Dimensions and specifications described herein are limited to major items. For more details on how to use this connector, please request a drawing and specification sheet. *Specifications may be subject to changes without prior notice, due to our quest for improving product performance.

* 掲載している内容・仕様・数値は、概略のものであり、予告無しに変更されることがあります。
* ご使用の際は、最新の図面・仕様書をお取り寄せ頂き、正しくご使用下さい。ご不明な点などございましたら、弊社営業担当にご相談ください。
* 製品の梱包については図面をご確認ください

Plug

| Parts | Material | Plating |
|----------|----------|---------|
| Housing | - | - |
| Retainer | - | - |

Socket

| Component | Material | Plating |
|-------------------|-----------------|---------|
| Housing | LCP | - |
| Slider | PA9T | |
| Contact | Phosphor Bronze | Gold |
| Metal Flange | Brass | Tin |
| Half Lock Contact | Phosphor Bronze | Gold |