



IRISO's 9686 Series is a FFC/FPC connector with a 0.5mm pitch with a slider lock as a secondary locking feature (bottom contact). There are two square cut outs on each side of the FFC which rides over the plastic molded hook from the connector shell (called the I-Lock).

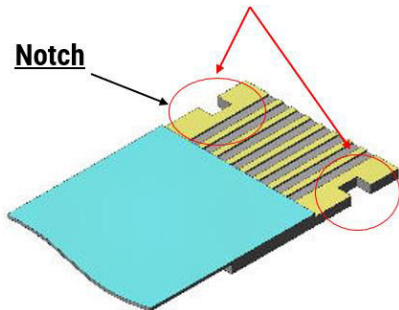
The circuits are kept aligned while the locking operation is performed. The operator does not need to hold the FFC/FPC in place. This reduces concern of misalignment compared to standard ZIF connectors.

【Target Application】

Infotainment (cockpits), Instrument clusters, cameras, car air conditioning, switches

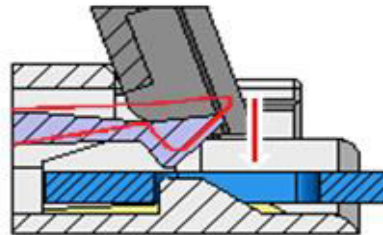
Large increase in Extraction Force

The two square cut outs at each side of the circuit are engaged by a plastic molded hook of the connector shell (called an I-Lock). This considerably raises the force needed for extraction.



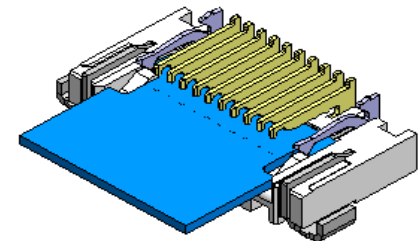
Audible and tactile click feedback

Wondering if the locking mechanism is engaged? IRISO has designed and engineered the connector's locking mechanism to make both an audible click and tactile "clicking" feel to confirm that insertion of the card is complete.



No Worry about Misalignment

Due to the engineered notches on both sides of the cable traveling over the hooks in the connector, the operator does not need to worry about misalignment. This leaves no more questions if the FFC/FPC is in position to be locked.



IMSA-9686S-~~XXY~~9XX

Product Spec

Item	Unit	Specification
Pitch	mm	0.5
Lock	-	I-Lock, slider type
Mating height	mm	-
Pin Counts	ckt	4~50
Mount Type	-	Right angle
Operating Temperature Range	℃	-40~+105
Rated Current	A	0.5
Rated Voltage	V	50
Contact Resistance	mΩ	50
Withstand Voltage	V	250
Durability (Insertion/Withdrawal)	times	20

* For packaging info, please refer to our packaging drawing.
* Contents are subject to change without prior notice, due to our quest for improving product performance. Dimensions and specifications described herein are limited to major items. For more details on how to use this connector, please request a drawing and specification sheet. *Specifications may be subject to changes without prior notice, due to our quest for improving product performance.

* 掲載している内容・仕様・数値は、概略のものであり、予告無しに変更されることがあります。
* ご使用の際は、最新の図面・仕様書をお取り寄せ頂き、正しくご使用下さい。ご不明な点などございましたら、弊社営業担当にご相談ください。
* 製品の梱包については図面をご確認ください

Plug

Parts	Material	Plating
Housing	-	-
Retainer	-	-

Socket

Component	Material	Plating
Housing	LCP	-
Slider	PA9T	
Contact	Phosphor Bronze	Gold
Metal Flange	Brass	Tin
Half Lock Contact	Phosphor Bronze	Gold