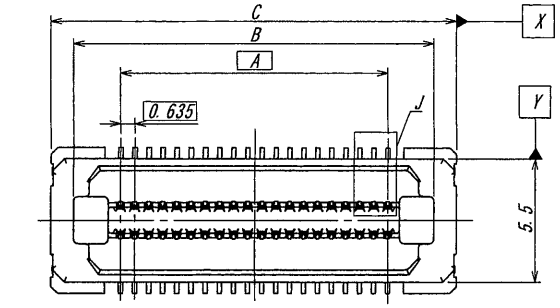

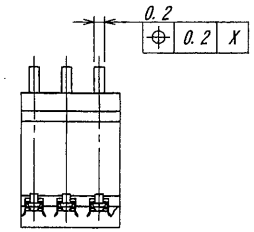

DETAIL J

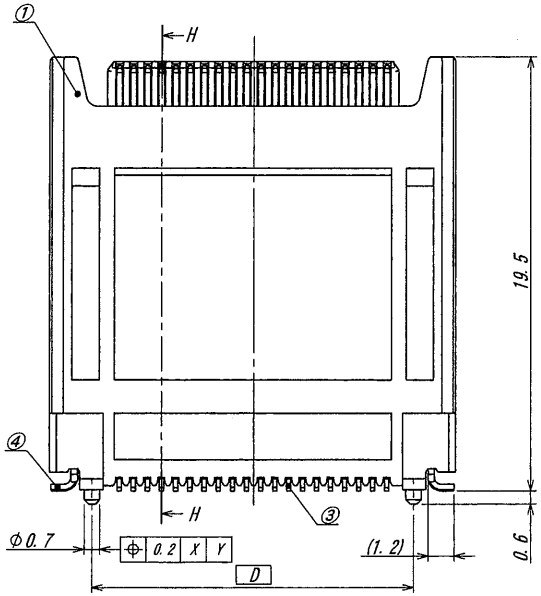

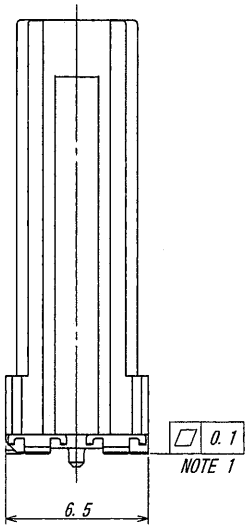

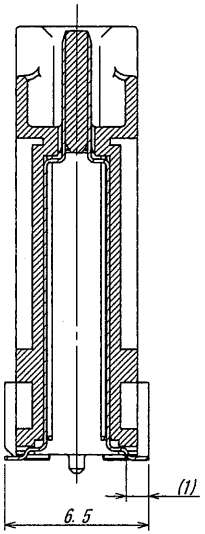

SECT. H-H

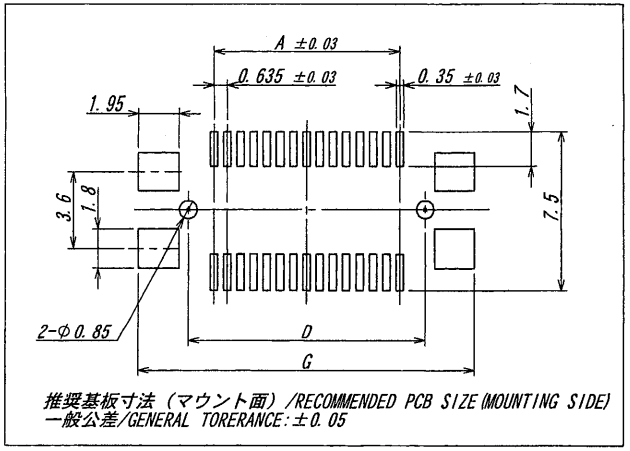

推奨基板寸法（マウント面）/RECOMMENDED PCB SIZE (MOUNTING SIDE)
一般公差/GENERAL TORERANCE: ±0.05

NOTE
1. コプラナリティ：0.1MAX
COPLANARITY : 0.1MAX.

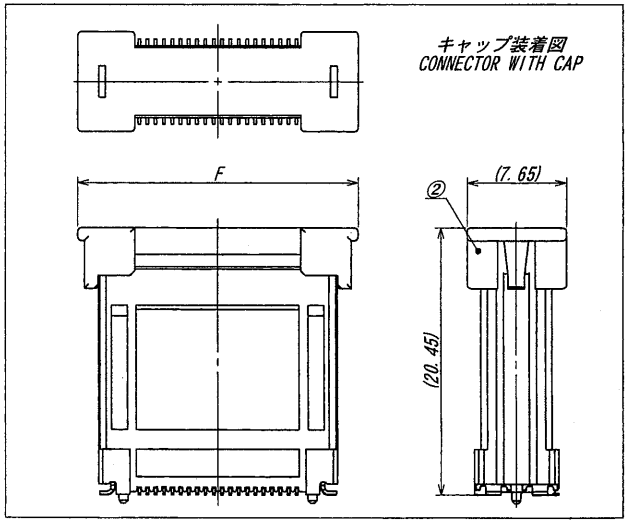

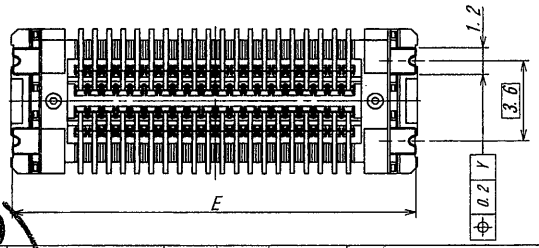

製品番号 PRODUCTS No.	BOSS
10109B-***E-GFN1	E type : WITH BOSS
10109B-***F-GFN1	F type : W/O BOSS

極数 CKT	製品品番 PRODUCT No.	A	B	C	D	E	F	G
30	10109B-30*-GFN1	8.890	13.085	15.125	11.325	15.025	18.325	16.125
40	10109B-40*-GFN1	12.065	16.260	18.300	14.500	18.200	21.500	19.300
50	10109B-50*-GFN1	15.240	19.435	21.475	17.675	21.375	24.675	22.475
60	10109B-60*-GFN1	18.415	22.610	24.650	20.850	24.550	27.850	25.650
70	10109B-70*-GFN1	21.590	25.785	27.825	24.025	27.725	31.025	28.825
80	10109B-80*-GFN1	24.765	28.960	31.000	27.200	30.900	34.200	32.000
90	10109B-90*-GFN1	27.940	32.135	34.175	30.375	34.075	37.375	35.175
100	10109B-100*-GFN1	31.115	35.310	37.350	33.550	37.250	40.550	38.350
110	10109B-110*-GFN1	34.290	38.485	40.525	36.725	40.425	43.725	41.525
120	10109B-120*-GFN1	37.465	41.660	43.700	39.900	43.600	46.900	44.700

ISSUED
'15.3.11
IRISO
ENG.DEPT.

LTR 記号	ECN No	REVISION RECORD 記事	DR	CHK	DATE 年月日
△					
△					
△					
△	4945-7	RELEASED	A.M	K.H	'15/2/27
△0	—	SKETCHED	D.O	K.H	'15/1/6

MATERIAL 材質
①ベース/BASE : LCP (UL94 V-0)
②キャップ/CAP : 9T NYLON (UL94 V-0)
③ポスト/POST : コルソン銅/CORSON ALLOY
④補強板/METAL PLATE : 黄銅/BRASS

FINISH 仕上げ
③ニッケル下地めっき/OVER NICKEL PLATE: 2~5μm.
金めっき/Au PLATE 接点部/CONTACT: 0.1μmMIN.
テール部/TAIL : 0.03~0.12μm.
④ニッケル下地めっき/OVER NICKEL PLATE: 1.5~3.5μm.
半光沢錫めっき/TIN MATT PLATE: 3~6μm.

GENERAL TOLERANCES 一般公差
DIM 寸法 ± 0.3
ANGLE 角度 ±

3RD. ANG. PROJ. 三角法

SCALE 尺度 /
UNIT 単位 mm
DR '15/2/27 A.Miura
DSN '15/1/6 D.Ogata
CHK '15/3/2 K.Hon
APP 15-3-2 Yoshimi

IRISO ELECTRONICS CO., LTD
イリソ電子工業株式会社

TITLE 名称
10109 シリーズ コネクタ（プラグ）
SERIES 10109 CONNECTOR (PLUG)

EDP No

PARTS No 部番
IMSA-10109B-*** (E, F) -GFN1

DWG No 図番 110-410109-072

REV. 1

DO NOT SCALE DRAWING.
THIS DRAWING CONTAINS INFORMATION THAT IS PROPRIETARY TO IRISO AND SHOULD NOT BE USED WITHOUT WRITTEN PERMISSION. 本図面は、イリソ電子工業（株）の所有する情報を含むもので当社の許可なく複製を禁止する。

REDUSED COPY